



## Griffco Valve Inc.

3 North Main Street  
 Middleport, NY 14105  
 Phone: 1 800-474-3326  
 Fax: 1 716-735-3166

# GLASS CALIBRATION CYLINDERS



**Griffco Borosilicate Glass Calibration Cylinders** are designed to enhance the performance of chemical feed systems by providing a verification of the flow rate of the chemical feed pump. Constructed of borosilicate glass and a choice of 5 end cap materials, (PVC, PTFE, PVDF, 316 SS, A20) these cylinders are suitable for use with most chemicals. 6 sizes; 100 mL, 200 mL, 500 mL, 1000 mL, 2000 mL, 4000 mL.

### Features:

- High Reliability / Low Cost
- Borosilicate Glass Tube
- 5 End Cap Materials
- Easy Disassembly For Cleaning
- Protective Outer Shield
- High Contrast Graduation Markings
- US, Metric & GPH Scales
- Sealed Top with Overflow Connection

### Operation:

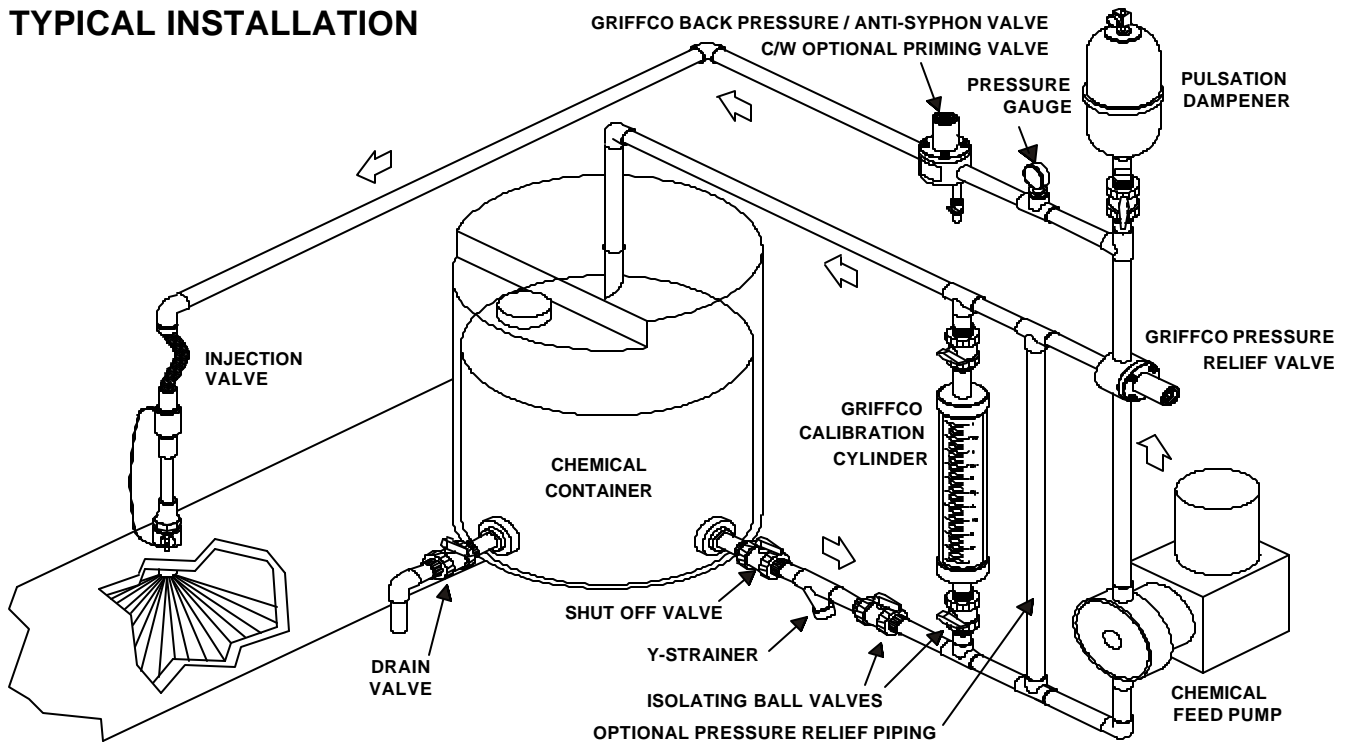
**Griffco** calibration cylinders are installed in the suction line to the chemical metering pump. Two isolating valves, (not supplied) must be install in the suction line as per the drawing below. The top of the cylinder should be vented back to the storage tank or to drain. Fill the cylinder to the top mark then close the valve from the chemical tank. Switch on the chemical feed pump and draw down the chemical in the cylinder for 30 seconds. Switch the pump off. The reading on the left side of the cylinder is a direct readout of USgph. Alternatively, observe the volume withdrawn on the ml scale. To convert to LPH or GPH use this formula:

$$\text{LPH} = (\text{volume} \div \text{draw time}) \times 3.6$$

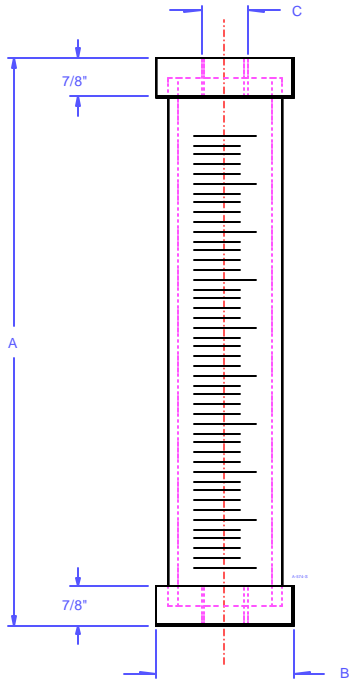
$$\text{GPH} = (\text{volume} \div \text{draw time}) \times 0.952$$

**Note: Max. cylinder pressure is 15 psi.**

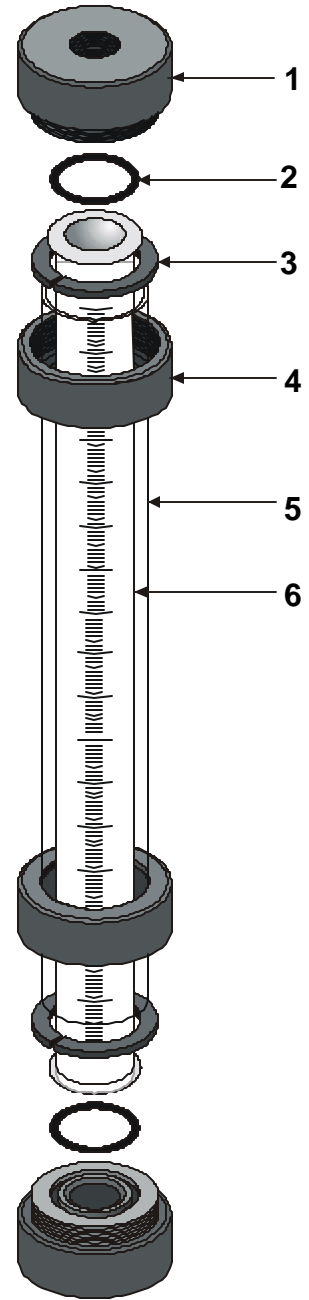
## TYPICAL INSTALLATION



## Dimensions:



## Component Drawing:



Capacity (mL)	Size (USgph)	Scale (mL)	A (in)	B (in)	C (in)
100	3.2	2	15	2.5	1/2
200	6.4	2	21	2.5	1/2
500	16	5	15	3.5	3/4
1,000	32	5	27	3.5	3/4
2,000	63	10	27	5.0	1
4,000	127	10	39	5.0	1

## Codes For Ordering Glass Calibration Cylinders:

**CCG** - - - - -

1      2

**1 = Size**

0100 - 100 mL

0200 - 200 mL

0500 - 500 mL

1000 - 1000 mL

2000 - 2000 mL

4000 - 4000 mL

**2 = Material**

P - PVC

CP - CPVC

PP - Polypro

T - PTFE

V - PVDF

M - 316 SS

Pos. #	Part #	Description
1	PC-001__	End Cap
2	PC-002__	O-Ring
3	PC-003__	Split Ring
4	PC-004__	Nut
5	PC-005__	Shield
6	PC-006__	Glass Tube

When ordering parts please specify size and end cap material.